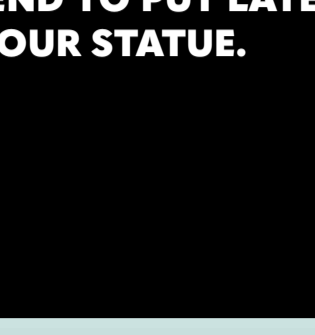





SIX PATHS OBITO IKIGAI

INSTRUCTIONS DE MONTAGE
ASSEMBLY INSTRUCTIONS



©2002 MASASHI KISHIMOTO / 2007 SHIPPUDEN All Rights Reserved.

#04




NE MONTEZ PAS VOTRE STATUE DE COLLECTION IMMEDIATEMENT APRES L'AVOIR RECUE.

Laissez le temps à la résine de se réchauffer à température ambiante, polyfoam ouvert, pendant 24 à 48 heures afin d'éviter tout risque de casse.



PLEASE DO NOT ASSEMBLE YOUR STATUE RIGHT AFTER YOU HAVE RECEIVED IT

The resin material needs time to warm up at room temperature to avoid risks of breaking, please open the polyfoam and wait for 24 or 48 hours before manipulation.

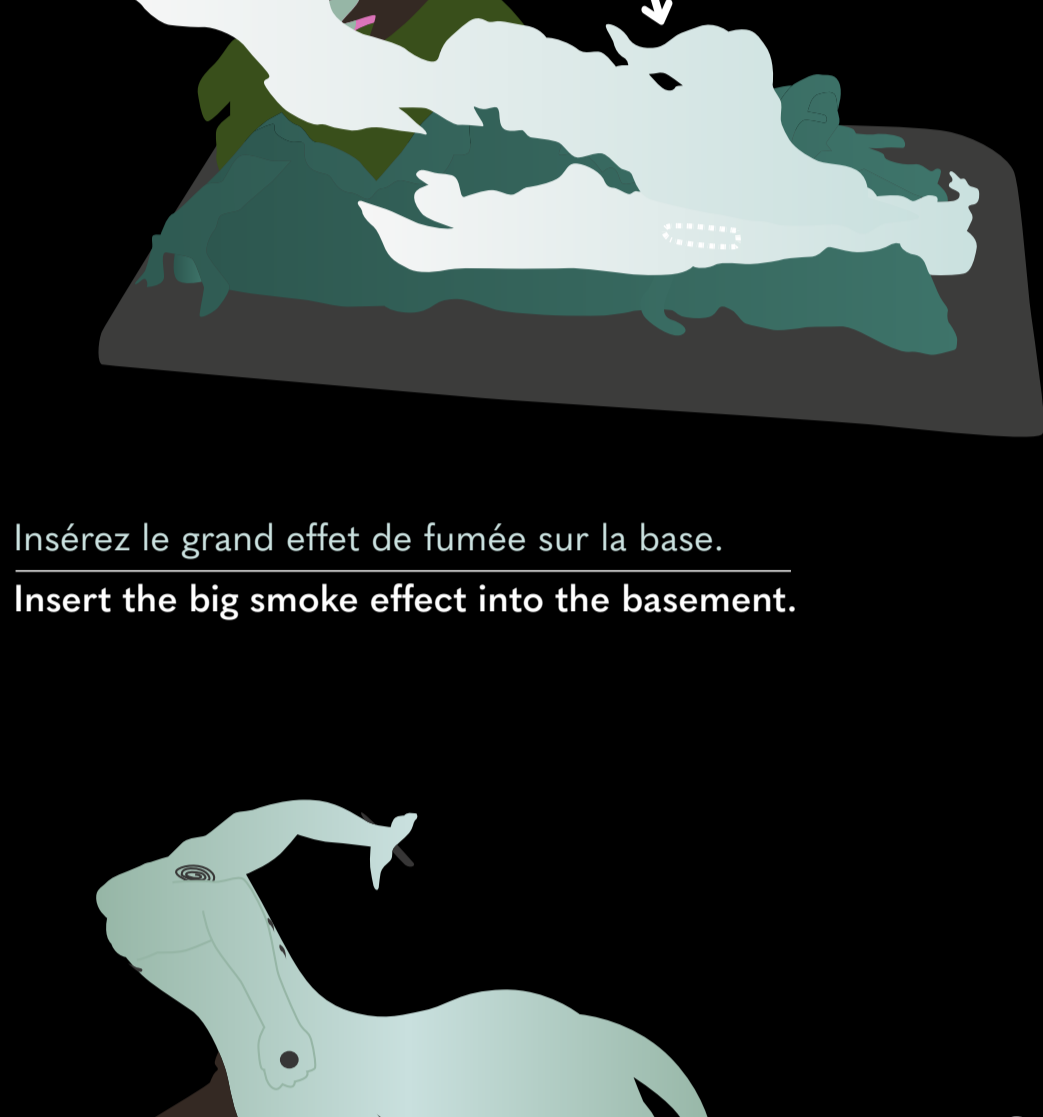


DE PREFERENCE, METTEZ DES GANTS EN LATEX POUR MANIPULER VOTRE STATUE

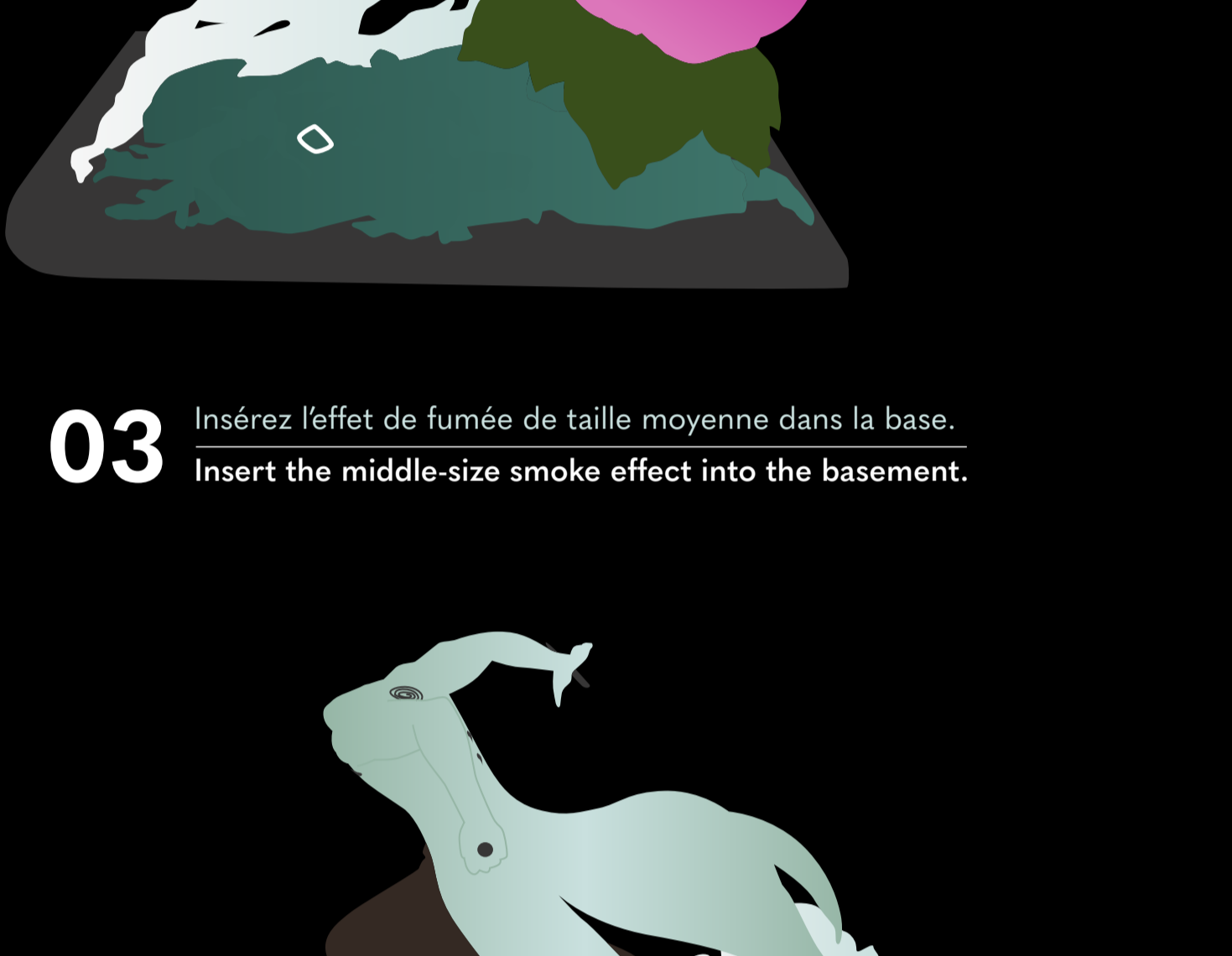
WE RECOMMEND TO PUT LATEX GLOVES ON TO HANDLE YOUR STATUE.




01 Insérez le corps sur la base.
Insert the body into the basement.



02 Insérez le grand effet de fumée sur la base.
Insert the big smoke effect into the basement.



03 Insérez l'effet de fumée de taille moyenne dans la base.
Insert the middle-size smoke effect into the basement.




04 Insérez le petit effet de fumée dans la base.
Insert the small smoke effect into the basement.



05 Insérez les huit orbes noires sur son bras droit.
Insert the eight black orbs into his right arm.



06 Insérez les trois flammes dans ses omoplates.
Insert the three flames into his scapula.



07 Insérez la tête dans le corps.
Insert the head into the body.



08 Insérez les deux pics dans ses clavicules.
Insert the peaks into his collarbones.



09 Insérez les disques dans sa main droite.
Insert the discs into this right hand.



10 Insérez le shakujo dans sa main gauche.
Insert the shakujo into his left hand.



11 Votre statue est désormais complète.
Your statue is now complete.

